

Bourdon tube pressure gauge, with plastic capillary

Model 101.00, nominal size 40

Model 101.12, nominal size 27

WIKA data sheet PM 01.22



Applications

- For heating equipment and plants

Special features

- Process connection: G ¼ B or plug connection
- Scale range: 0...4 bar or 0...6 bar
- Model 101.00: Very simple to install (snap-in mounting)
- No bending or coiling of capillary necessary
- Suitability confirmed in long-term tests under characteristic application conditions



Fig. left: Model 101.12 with plug connection
Fig. right: Model 101.00 with G ¼ B

Description

Model 101.00, 101.12 is a mechanical pressure gauge with a plastic capillary. These pressure gauges are based on the proven Bourdon tube measuring system. The plastic case is available in nominal sizes of 27 mm and 40 mm.

Features of the plastic capillary

Due to the length and flexibility of the capillary, the mounting position of the indicator can be independent of the measuring point. Through the use of a specific plastic, the long-term resistance of the capillary is also maintained at high temperatures. An advantage of plastic capillaries, as against copper capillaries, is that these do not need to be bent or coiled. Thus, the plastic capillary makes installation much easier and eliminates the risk of any fatigue fracture.

Application area in heating technology

These pressure measuring instruments are particularly suitable for application in the heating industry. The suitability of the instrument was confirmed in long-term tests under characteristic application conditions.

Individual customer variants

Based on many years of experience in manufacturing and development, WIKA is also happy to offer customer-specific solutions. The G ¼ B standard process connection can, on request, also be completed with a plastic sealing ring at the thread. This eliminates the time-consuming and error-prone sealing during mounting. For customer-specific process connection designs, WIKA also offers the development of plastic plug connections to meet the requirement.

Specifications

Design

following EN 837-1

Nominal size in mm

Model 101.00: NS 40

Model 101.12: NS 27

Accuracy class

Model 101.00: 2.5 %

Model 101.12: 4.0 %

Scale ranges

■ 0 ... 4 bar

■ 0 ... 6 bar

Pressure limitation

Steady: 3/4 x full scale value

Fluctuating: 2/3 x full scale value

Short time: Full scale value

Permissible temperature

Ambient: -20 ... +60 °C

Medium: +60 °C maximum

Temperature effect

When the temperature of the measuring system deviates from the reference temperature (+20 °C): max. $\pm 0.4 \%$ /10 K of the span

Process connection

via capillary, plastic (PE-LLD)

■ G 1/4 B threaded connection (brass, plastic and copper); optionally with PTFE sealing at the thread

Capillary length 300 ... 2,000 mm

■ Plug connection (plastic), various versions

Capillary length 260 ... 2,000 mm

Pressure element

Copper alloy, C-type

Movement

Copper alloy

Dial

Plastic, white, black lettering, with pointer stop pin

Pointer

Plastic, black

Case

Plastic





Window

Plastic, crystal-clear, snap-fitted in case

Option

Customer-specific version

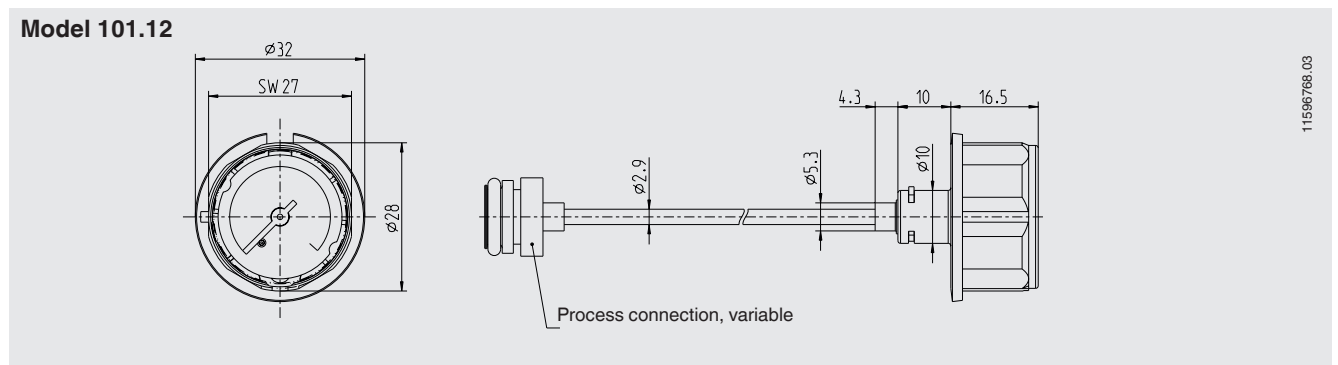
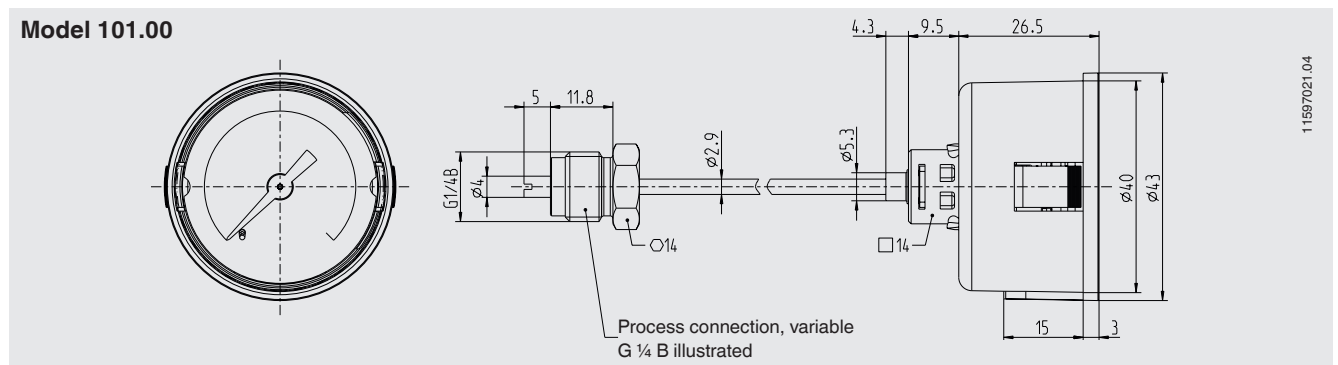
Approvals

Logo	Description	Country
	EU declaration of conformity Pressure equipment directive	European Community
	EAC Pressure equipment directive	Eurasian Economic Community
	GOST Metrology, measurement technology	Russia
	KazInMetr Metrology, measurement technology	Kazakhstan

Certificates (option)

- 2.2 test report per EN 10204 (e.g. state-of-the-art manufacturing, material proof, indication accuracy)
- 3.1 inspection certificate per EN 10204 (e.g. indication accuracy)

Dimensions in mm



Ordering information

Model / Nominal size / Scale range / Process connection / Capillary length / Options

© 07/2010 WIKA Alexander Wiegand SE & Co. KG, all rights reserved.
The specifications given in this document represent the state of engineering at the time of publishing.
We reserve the right to make modifications to the specifications and materials.

