



Cert. No. LRQ 0963008

ISO 9001



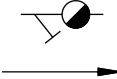

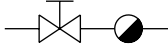

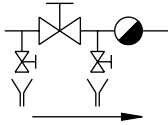

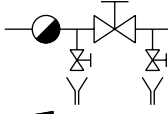

Piping Installation Diagrams for Compact Steam Trapping Stations

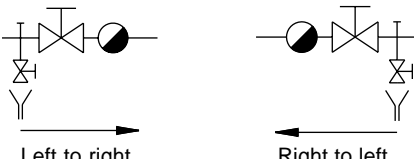



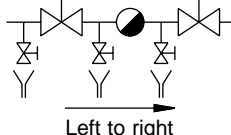

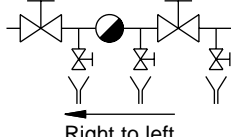

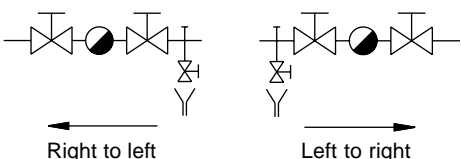

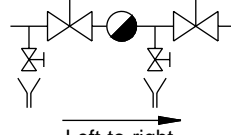

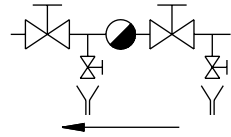

Description

The diagrams and photographs shown on this document depict the piping arrangements of the standard range of Spirax Sarco pipeline connectors and traps.

Other special configurations can also be supplied to meet individual customer needs - consult Spirax Sarco. PC3_ and PC4_ pipeline connectors can be supplied as shown with drain connectors to fit DV1 or DV2 depressurisation valves. Connectors and DV's should be specified separately.

All pipeline connectors can be used with any one of a range of 'Universal' traps supplied by Spirax Sarco: UTD30L, UTD30H, UBP21, UBP32, UBP30, UIB30H and UTD42L. The UTD42L can only be used up to ANSI 600 rating fitted to the PC10HP. All other connections are ANSI 300 rating.

Nomenclature, description and piping installation diagrams	Photograph showing PC and trap arrangement
<p>PC10 and PC10HP</p> <p>Straight connector 360°C 'Universal'</p> 	 <p>Shown left to right</p>
<p>PC20</p> <p>Straight connector with strainer left to right</p> 	
<p>PC30</p> <p>'Universal' Left to right or Right to left</p> 	 <p>Shown left to right</p>
<p>PC33</p> <p>With 2 off DV valves: 1 upstream line drain - DV1 or DV2 1 upstream trap vent - DV2</p>  <p>Left to right</p>	
<p>PC34</p> <p>With 2 off DV valves: 1 upstream line drain - DV1 or DV2 1 upstream trap vent - DV2</p>  <p>Right to left</p>	 <p>Shown left to right (PC33)</p>

Nomenclature, description and piping installation diagrams	Photograph showing PC and trap arrangement
<p>PC35 'Universal' with top and bottom plugged tappings for valve - DV1 or DV2 upstream line drain only.</p>  <p>Left to right Right to left</p>	 <p>Shown left to right</p>
<p>PC40 'Universal' Left to right or Right to left</p> 	 <p>Shown left to right</p>
<p>PC43 With 3 DV valves: 1 upstream line drain - DV1 or DV2 1 upstream trap vent - DV2 1 downstream trap test - DV1 or DV2</p>  <p>Left to right</p>	
<p>PC44 With 3 DV valves: 1 upstream line drain - DV1 or DV2 1 upstream trap vent - DV2 1 downstream trap test - DV1 or DV2</p>  <p>Right to left</p>	 <p>Shown left to right (PC43)</p>
<p>PC45 'Universal' with top and bottom plugged tappings for valve - DV1 or DV2 upstream line drain only.</p>  <p>Right to left Left to right</p>	 <p>Shown left to right</p>
<p>PC46 Tappings for upstream bypass valve - DV1 or DV2 and downstream test - DV1 or DV2</p>  <p>Left to right</p>	
<p>PC47 Tappings for upstream bypass valve - DV1 or DV2 and downstream test - DV1 or DV2</p>  <p>Right to left</p>	 <p>Shown left to right (PC46)</p>